





















| Nos. | OE NO.             | LENGTH | INLET   | OUTLET  | PICTURE   |
|------|--------------------|--------|---------|---------|---|
| 1    | EP145              | 135    | 8       | 8       |    |
| 2    | 0 450 905 004      | 147    | M12X1.5 | M14X1.5 |    |
| 3    | 001 477 8701       | 181    | M12X1.5 | M12X1.5 |    |
| 4    | 133 217 20102      | 205    | 8       | 8       |    |
| 5    | 13321740985        | 300    | 8       | 8       |   |
| 6    | 0 450 905 601      | 155    | M14X1.5 | M12X1.5 |  |
| 7    | 0450905030/4442559 | 155    | 8       | 8       |  |
| 8    | F65377/WK850       | 0      | 0       | 0       |  |
| 9    | F67221/WK613       | 136.5  | 8       | 8       |  |
| 10   | F65285             |        |         |         |  |











| Nos. | OE NO.              | LENGTH | INLET   | OUTLET  | PICTURE   |
|------|---------------------|--------|---------|---------|---|
| 11   | 431-133-511/F53191  | 154.5  | M14X1.5 | M12X1.5 |    |
| 12   | 25055427/0450905066 | 170    | M14X1.5 | M14X1.5 |    |
| 13   | 0450905084          | 130    | M14X1.5 | M14X1.5 |    |
| 14   | 13321713807         | 204    | 8       | 8       |    |
| 15   | 52005131            | 158    | 9.5     | 8       |  |
| 16   | 1567.79             | 125    | 8       | 8       |  |
| 17   | 1567.85/9623266380  | 135    | 8       | 8       |  |
| 18   | 1S719155BBA         | 166    | 8       | 8       |  |
| 19   | MR-901195           | 133    | 8       | M14X1.5 |  |
| 20   | 1JO 201 511A        | 171    | 8       | 8       |  |











| Nos. | OE NO.             | LENGTH | INLET | OUTLET | PICTURE   |
|------|--------------------|--------|-------|--------|---|
| 21   | 8200151379         | 0      | 0     | 0      |    |
| 22   | 8200026237/WK939/7 | 0      | 0     | 0      |    |
| 23   | 7701061576/WK939-4 | 0      | 0     | 0      |    |
| 24   | 7701061577         | 0      | 0     | 0      |   |
| 25   | 1901.81            | 0      | 0     | 0      |  |
| 26   | 8200416946         | 0      | 0     | 0      |  |
| 27   | ELG5242            | 0      | 0     | 0      |  |
| 28   | WK939/6            | 0      | 0     | 0      |  |
| 29   | WK939/1            | 0      | 0     | 0      |  |
| 30   | WK939/2            | 0      | 0     | 0      |  |

| Nos. | OE NO.               | LENGTH | INLET    | OUTLET   | PICTURE   |
|------|----------------------|--------|----------|----------|---|
| 31   | 190175/WK939         | 0      | 0        | 0        |    |
| 32   | 16400-V2700/V2600    | 119    | 8        | 8        |    |
| 33   | 16400-V2700/V2600    | 119    | 8        | 8        |    |
| 34   | 23030-79025(74040)   | 122    | M14X1.5  | M12X1.5  |    |
| 35   | 23300-50060          | 104.5  | M12X1.25 | M14X1.5  |  |
| 36   | 16900-SM4-A32        | 94     | M14X1.5  | M12X1.5  |  |
| 37   | 25121074             | 163    | 8        | 8        |  |
| 38   | 25121074             | 163    | 8        | 8        |  |
| 39   | 25121293/F54714      | 136.5  | 3/8      | M16X1.5  |  |
| 40   | 6 103 279/251201511S | 152    | M14X1.5  | M12X1.25 |  |

| Nos. | OE NO.                  | LENGTH | INLET    | OUTLET   | PICTURE   |
|------|-------------------------|--------|----------|----------|---|
| 41   | 15410-60B00             | 105    | 8        | 8        |    |
| 42   | B359-20-490             | 151    | 8        | 8        |    |
| 43   | B359-20-490             | 151    | 8        | 8        |    |
| 44   | 1H0201511A              | 163.5  | 8        | 8        |    |
| 45   | 803-201-511C/25055223   | 142    | 6.1/8.1  | 6.1/8.1  |  |
| 46   | 23300-19145             | 123    | M14X1.5  | M12X1.5  |  |
| 47   | 23300-39035/23300-39305 | 129    | M12X1.25 | M12X1.25 |  |
| 48   | 23300-50020/F44710      | 116    | M14X1.5  | M14X1.5  |  |
| 49   | F44870                  | 115    | M12X1.25 | M12X1.25 |  |
| 50   | F60146                  | 166    | 8        | 8        |  |











| Nos. | OE NO.             | LENGTH | INLET   | OUTLET  | PICTURE   |
|------|--------------------|--------|---------|---------|---|
| 51   | 23300-20040/F55287 | 114.5  | M14X1.5 | M12X1.5 |    |
| 52   | 25121150/MB957347  | 100.4  | M14X1.5 | M14X1.5 |    |
| 53   | F54668             | 121    | 8       | 8       |    |
| 54   | 16400-F5100/F43178 | 121    | 8       | 8       |   |
| 55   | F67221             | 136.5  | 8       | 8       |  |
| 56   | F33144             | 112.7  | M16X1.5 | M16X1.5 |  |
| 57   | F65277             | 178.6  | 8       | 8       |  |
| 58   | 16400-7200         | 123    | 8       | 8       |  |
| 59   | 25055075/F55065    | 120.7  | 3/8     | M16X1.5 |  |
| 60   | F67221             | 136.5  | 8       | 8       |  |











| Nos. | OE NO.               | LENGTH | INLET    | OUTLET   | PICTURE   |
|------|----------------------|--------|----------|----------|---|
| 61   | F647711              | 172    | 8        | 8        |    |
| 62   | F55215               | 135.7  | 3/8      | M15X1.5  |    |
| 63   | F64857               | 73     | M14X1.5  | M12X1.5  |    |
| 64   | 16400-N4201/F54794   | 121    | 8        | 8        |    |
| 65   | 23300-79335          | 130    | M12X1.25 | M12X1.25 |  |
| 66   | 23300-19285          | 120    | M14X1.25 | M12X1.25 |  |
| 67   | F4BZ-9155A           | 146    | 8        | 8        |  |
| 68   | 25121466/KL05-13-480 | 171    | 9.5      | 9.5      |  |
| 69   | 25121466/KL05-13-480 | 171    | 9.5      | 9.5      |  |
| 70   | 16010-ST5-931        | 110    | M14X1.5  | M12X1.25 |  |











| Nos. | OE NO.                     | LENGTH | INLET    | OUTLET   | PICTURE   |
|------|----------------------------|--------|----------|----------|---|
| 71   | 16010-SM4-A30              | 94     | M14X1.5  | M12X1.25 |    |
| 72   | 23300-43040                | 129    | M12X1.25 | M12X1.25 |    |
| 73   | 818508/1H-127-401C0        | 170.5  | 8        | 8        |    |
| 74   | 96130396/P-008             | 112.7  | M16X1.5  | M16X1.5  |    |
| 75   | 0450905002                 | 140    | 8        | 8        |  |
| 76   | 23300-35020/31911-23000    | 129    | M12X1.25 | M12X1.5  |  |
| 77   | 23300-19175/16010-ST5-931  | 129    | M12X1.25 | M12X1.25 |  |
| 78   | 23300-49145/KP-35 (KIA/35) | 129    | M12X1.25 | M12X1.25 |  |
| 79   | 23300-69025/A11050000B     | 129    | M12X1.25 | M12X1.25 |  |
| 80   | 23300-69025/HQ1036         | 129    | M12X1.25 | M12X1.25 |  |



| Nos. | OE NO.                   | LENGTH | INLET    | OUTLET   | PICTURE   |
|------|--------------------------|--------|----------|----------|---|
| 81   | MB504750/G6826/WK76/2    | 129    | M12X1.25 | M12X1.25 |    |
| 82   | MB504757/QD0708          | 120    | M12X1.25 | M12X1.25 |    |
| 83   | MB504860/S11-1117110 8CU | 120    | M12X1.25 | M12X1.25 |    |
| 84   | MB504752/VB901-20-490    | 129    | M12X1.25 | M12X1.25 |    |
| 85   | 23300-49065/A41-000650   | 129    | M12X1.25 | M12X1.25 |  |
| 86   | 23300-79275/23300-79455  | 129    | M12X1.25 | M12X1.25 |  |
| 87   | 15410-61A00              | 129    | M12X1.25 | M12X1.25 |  |
| 88   | 23300-61080/23300-79495  | 136    | 8        | 10       |  |
| 89   | KF01-13-480/23303-56041  | 130    | 8        | 8        |  |
| 90   | 23300-26080/MR212200     | 125.5  | 7.9      | M14X1.5  |  |

| Nos. | OE NO.                    | LENGTH | INLET   | OUTLET   | PICTURE   |
|------|---------------------------|--------|---------|----------|---|
| 91   | 23300-50090/MR204132      | 120    | M14X1.5 | 8        |    |
| 92   | 23300-50090/MR204132      | 120    | M14X1.5 | 8        |    |
| 93   | B6BF-13-480/25121293      | 168    | 8       | 8        |    |
| 94   | 23300-75040/31922-23000   | 0      | 0       | 0        |    |
| 95   | 23300-66030 (79095)       | 0      | 0       | 0        |  |
| 96   | MB355743/23300-66040      | 0      | 0       | 0        |  |
| 97   | 5651944/16900-S84-J01     | 125    | 0       | 10       |  |
| 98   | MB504753/MB504760/OK30A-1 | 122    | M14X1.5 | M14X1.25 |  |
| 99   | 8933003007/FOTZ-9155B     | 167    | 8       | 8        |  |
| 100  | ZZL0-13-480/E3FZ-9155C    | 173    | 8       | 8        |  |

| Nos. | OE NO.                       | LENGTH | INLET    | OUTLET   | PICTURE   |
|------|------------------------------|--------|----------|----------|---|
| 101  | 74207-2040/25161333          | 137    | 8        | 8        |    |
| 102  | BP01-20-490A/02.163          | 171    | 8        | 8        |    |
| 103  | N326-20-490/DN1404           | 171    | 8        | 8        |    |
| 104  | 8-9444-433-0/WK829/3         | 137    | 8        | 8        |    |
| 105  | JE01-20-490A/EF330           | 131    | 8        | 8        |  |
| 106  | 16900-SB2-681/R6354020/320-0 | 103    | M12X1.25 | M12X1.25 |  |
| 107  | 4554038/AY54长                | 166    | 8        | 8        |  |
| 108  | 4418560/AY54短                | 148    | 9.5      | 0        |  |
| 109  | 4443463/DN873                | 113    | 8        | 8        |  |
| 110  | 4682003/GF214                | 113    | 8        | 8        |  |

| Nos. | OE NO.                      | LENGTH | INLET    | OUTLET   | PICTURE   |
|------|-----------------------------|--------|----------|----------|---|
| 111  | 16010-SD4-Z01/16900-SD4-671 | 107    | M14X1.5  | M12X1.25 |    |
| 112  | 5651945/GF217               | 107    | M14X1.5  | M12X1.25 |    |
| 113  | 25055065                    | 132    | 9        | 9        |    |
| 114  | 33000076                    | 150    | 8        | 9        |    |
| 115  | 23300-42010                 | 122    | M14X1.5  | M12X1.25 |  |
| 116  | B630-13-480A                | 129    | M12X1.25 | M12X1.25 |  |
| 117  | F201-20-490A                | 180    | 8        | 8        |  |
| 118  | B630-20-490C                | 132    | 8        | 8        |  |
| 119  | MB504755                    | 139    | M12X1.25 | M12X1.25 |  |
| 120  | 23300-69035                 | 129    | M12X1.25 | M12X1.25 |  |

| Nos. | OE NO.                      | LENGTH | INLET    | OUTLET   | PICTURE   |
|------|-----------------------------|--------|----------|----------|---|
| 121  | F-EH1-13-480                | 140    | 8        | M12X1.25 |    |
| 122  | E-5D3-13-480                | 132    | 8        | 8        |    |
| 123  | 16900-SD4-670/16900-SE0-931 | 95     | M12X1.25 | M12X1.25 |    |
| 124  | S11-1117110 8CU             | 147    | 8        | 8        |    |
| 125  | A41-000650                  | 124    | 8        | 8        |  |
| 126  | OK30A 13 480                | 180    | 8        | 8        |  |
| 127  | FOTZ-9155B                  | 180    | 8        | 8        |  |
| 128  | E-92Z-9155-B                | 131    | 8        | 8        |  |
| 129  | E35E-9155-CZA               | 150    | 8        | 8        |  |
| 130  | 5026009/23300-87402         | 136    | 8        | 8        |  |

| Nos. | OE NO.               | LENGTH | INLET   | OUTLET   | PICTURE   |
|------|----------------------|--------|---------|----------|---|
| 131  | 25176326/K801-20-490 | 132    | 8       | 8        |    |
| 132  | 25176332/23300-46060 | 104.5  | M14X1.5 | M12X1.25 |    |
| 133  | 25313811/MR204132    | 104.5  | M14X1.5 | M12X1.25 |    |
| 134  | 15015509/G9344       | 117    | 9.5     | 9.5      |    |
| 135  | OK2A1-20-490A        | 159    | 8       | 8        |  |
| 136  | F201-20-490          | 178    | 8       | 8        |  |
| 137  | MR-212200            | 125.5  | 7.9     | M14X1.5  |  |
| 138  | MPW530720J           | 119    | M14X1.5 | M12X1.25 |  |
| 139  | WT-9203              | 137    | 9.5     | 9.5      |  |
| 140  | WT-9207              | 179    | 7.9/9.5 | 9.5      |  |

| Nos. | OE NO.               | LENGTH | INLET    | OUTLET   | PICTURE   |
|------|----------------------|--------|----------|----------|---|
| 141  | 23300-774300         | 119    | M14X1.5  | 7.9      |    |
| 142  | 043-0988/G7196       | 127    | M12X1.25 | M12X1.25 |    |
| 143  | G8164/G251           | 118    | M14X1.5  | M12X1.25 |    |
| 144  | 23300-75140          | 155    | 8        | 8        |   |
| 145  | 6Q0 201 511          | 155    | 8        | 8        |  |
| 146  | 2240008200           | 133    | M14X1.5  | M14X1.5  |  |
| 147  | WT-9096              | 149    | 8        | 8        |  |
| 148  | WT-9123              | 136    | 8        | 8        |  |
| 149  | 25313807/31911-29000 | 106.5  | M14X1.5  | 11       |  |
| 150  | E3FZ-9155C           | 150    | 8        | 8        |  |